



This player is specially designed to play this audioguide. It does not admit the play of any other files. **This player's contents cannot be deleted or substituted.**

Warning...

Town Hall: +34 981 810 451

Rosalía de Castro museum: +34 981 811 204

Cela Foundation: + 34 981 812 424

Health Centre: +34 981 810 303

Civil Guard: +34 981 810 091

Local Police: + 34 981 810 247

Taxi Avda. Compostela: +34 981 811 459

Taxi Rúa Real: +34 981 810 295

Contact...


Tourism Office:

Tel.: + 34 627 210 777

Opening hours: Monday to Saturday: 10 am to 1:30 pm and 4pm to 7 pm

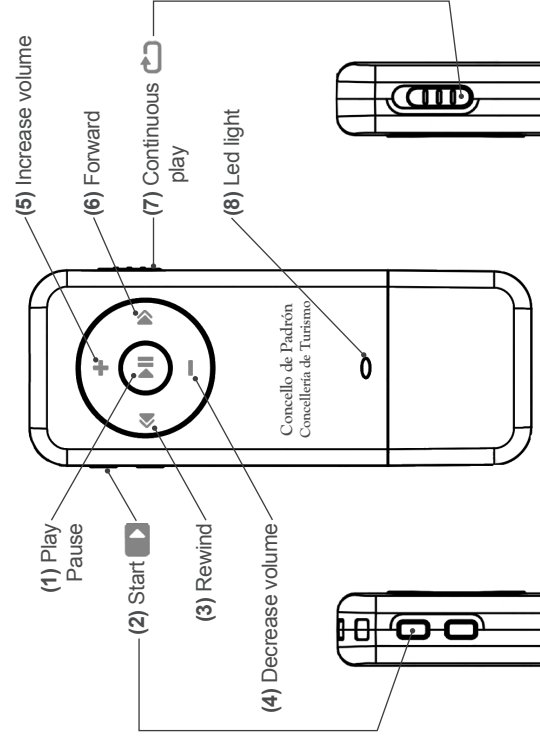
Sunday : 10 am to 1:30 pm

Concello de Padrón
Concellería de Cultura



MP3 route Padrón

MP3 route Padrón



What to do in case...?

- **The Led light (8) does not go on.**
It is possible that the player's battery needs to be charged. In this case go to the Tourism Office to get the player replaced.
- **The Led light (8) is on and the player does not work.**
Go to the Tourist Office to get it replaced.
- **There is no sound on.**
 1. Make sure the headphones are correctly connected.
 2. Try to put the volume up pressing on the + button (5).
 3. Try a new set of headphones. You can get them from the Tourism Office.
 4. Re-start the player. If you still cannot hear anything, go to the Tourism Office to get a new player.
- **The order of the tracks does not adjust to the tour.**
Make sure Continuous play is on (7).

User guide...

1. Switch on/Switch off

In order to start the player, press the Play/Pause button. (1). A red light will go on (8). The red light will flash while play is on. In order to switch the player off, keep the button (1) pressed for 3 seconds. The light will stay on for a few seconds and then it will go off.

2. Continuous play

To be able to listen to all the tracks in the right tour order, make sure the option Continuous play (7) is on.

3. Pause

To pause the player, press the button (1). While the player is paused, the red light will flash faster. If the player is paused for more than two minutes, it will automatically go off in order to save energy. When you want to go back to the guided tour, just switch it on and it will start in the same point where it stopped.

4. Listen to a track again

To listen to a track again, press once the Rewind (3). If the play of a track is in course, it will go back to the beginning of that track. If the play is in between two tracks, it will go to the beginning of the previous one.

5. Listen to the next track

In order to advance on to the next track, press once on the Forward button (6). The player will start playing in the next track.

6. Forward/Rewind within the same track

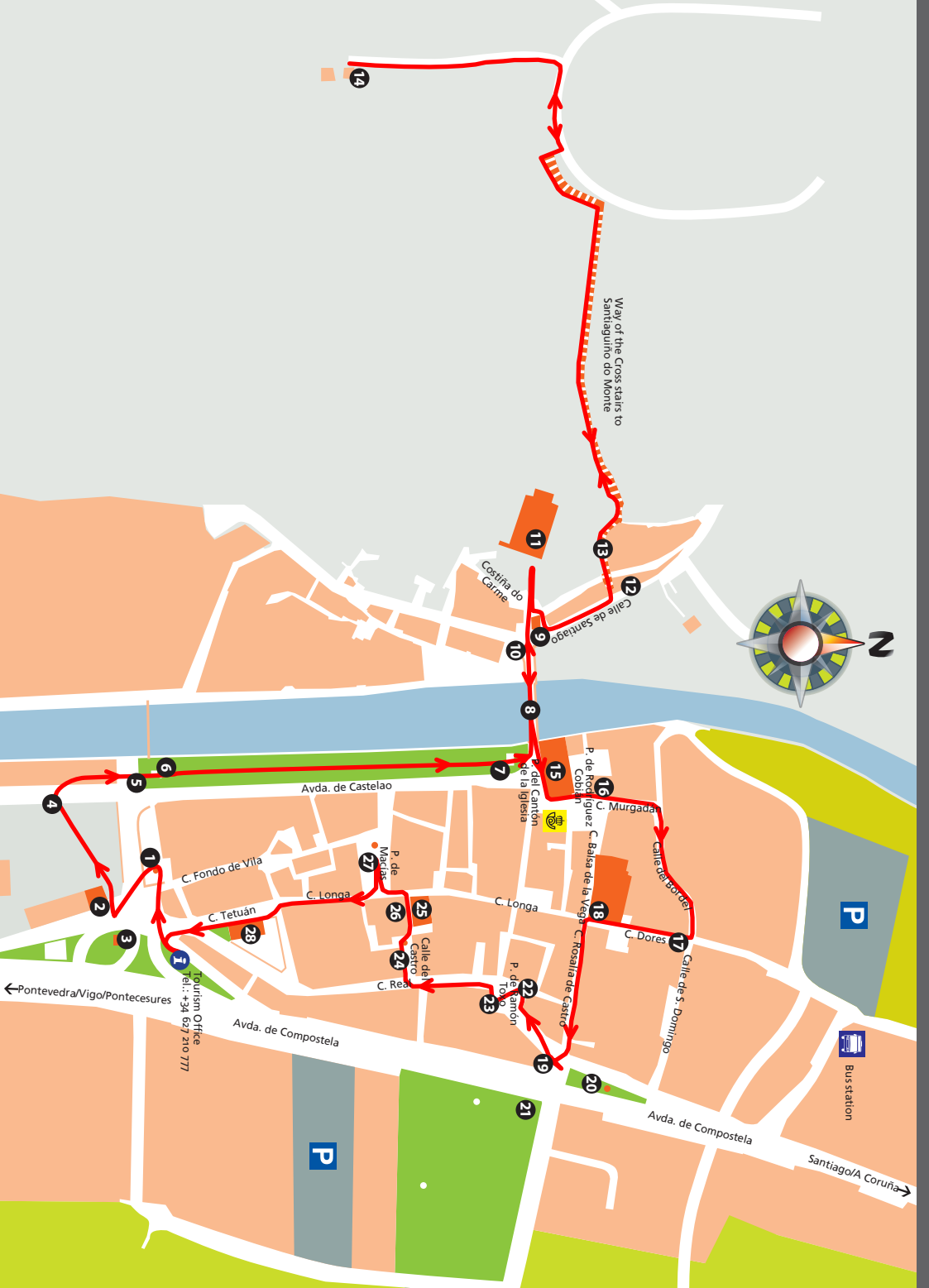
Keep the Forward (6) or Rewind (3) button pressed. It will advance forwards or backwards for as long as you keep the button pressed.

7. Re-play the audioguide from the beginning

Press the Start button (2) and it will start playing at the very beginning.

8. Volume adjustment

In order to bring the volume down press the – button (4).
In order to bring the volume up, press the + button (5).



1 Tourism Office

1 Door and wayside stone cross of Fondo de Vila [Tracks 4 and 5]

2 Baroque style coat of arms at the library [Track 6]

3 Statue of a peppers saleswoman [Track 7]

4 Street and wholesale food market [Track 9]

5 Esplanade of El espolón [Track 10]

6 Camillo José Cela monument [Track 11]

7 Rosalía de Castro monument [Track 12]

8 Santiago bridge over the River Sar [Track 13]

9 Fountain of El Carmen [Track 14]

10 Monument representing a cart [Track 15]

11 El Carmen convent [Track 17]

12 A barca area [Tracks 18, 19 and 20]

13 Way of the Cross to Santiaguño [Track 21]

14 Santiaguño do Monte [Tracks 22, 23, 24, 25 and 26]

15 Church of Santiago [Tracks 27, 28 and 29]

16 Old hospital for pilgrims [Track 30]

17 Door of El bordel [Tracks 31 and 32]

18 Quito Manor [Track 33]

19 Old clock door [Track 35]

20 Monument to the pilgrims [Track 36]

21 Botanical-Artistic garden [Track 36]

22 Ramón Toxo square [Track 37]

23 Alfolf de sal (old salt salepoint) [Track 37]


24 O Castro alley [Track 38]

25 Town Hall [Track 39]


26 Old prison [Track 40]

27 Maciás square [Track 41]

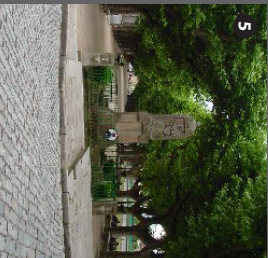
28 Judicial offices [Track 43]




3



4



5



6

